KEDA

A-Share Stock Code | 600499
GDR Listing Code | KEDA

Fighting the Current
Sailing the World

TWYFORD
HLT | DLT
KEDA
QUANITECH
SureMaker

Highlights of

KEDA Industrial Group Interim Report for 2025

Figures in CNY

Significant Growth in Business Scale, Steady Improvement in Operational Quality

Operating Revenue

8.188 BN

+49.04 % YoY

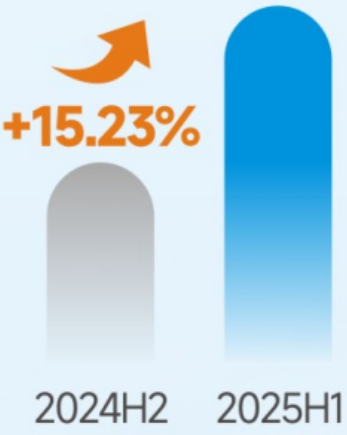

Net Profit Attributable to Shareholders of the Listed Company

0.745 BN

+63.95 % YoY



Net Profit Attributable to Shareholders

of the Listed Company Excl. Non-recurring Profit or Loss

0.700 BN

+75.06 % YoY



Gross Margin

29.34 %

+3.71
Percentage Points YoY

Net Cash Flows from Operating Activities

0.660 BN

+155.91 % YoY

Net Assets Attributable to Shareholders of the Listed Company

12.018 BN

+4.70 %
Compared to the End of the Previous Year

Total Assets

29.032 BN

+7.72 %
Compared to the End of the Previous Year

EPS

0.401 /Share

+66.39 % YoY

ROE (Average Weighted)

6.28 %

+2.31

Percentage Points YoY

Core Business Drives Earnings Growth, Overseas Expansion Enhances Operational Quality

By Sector

Building Materials

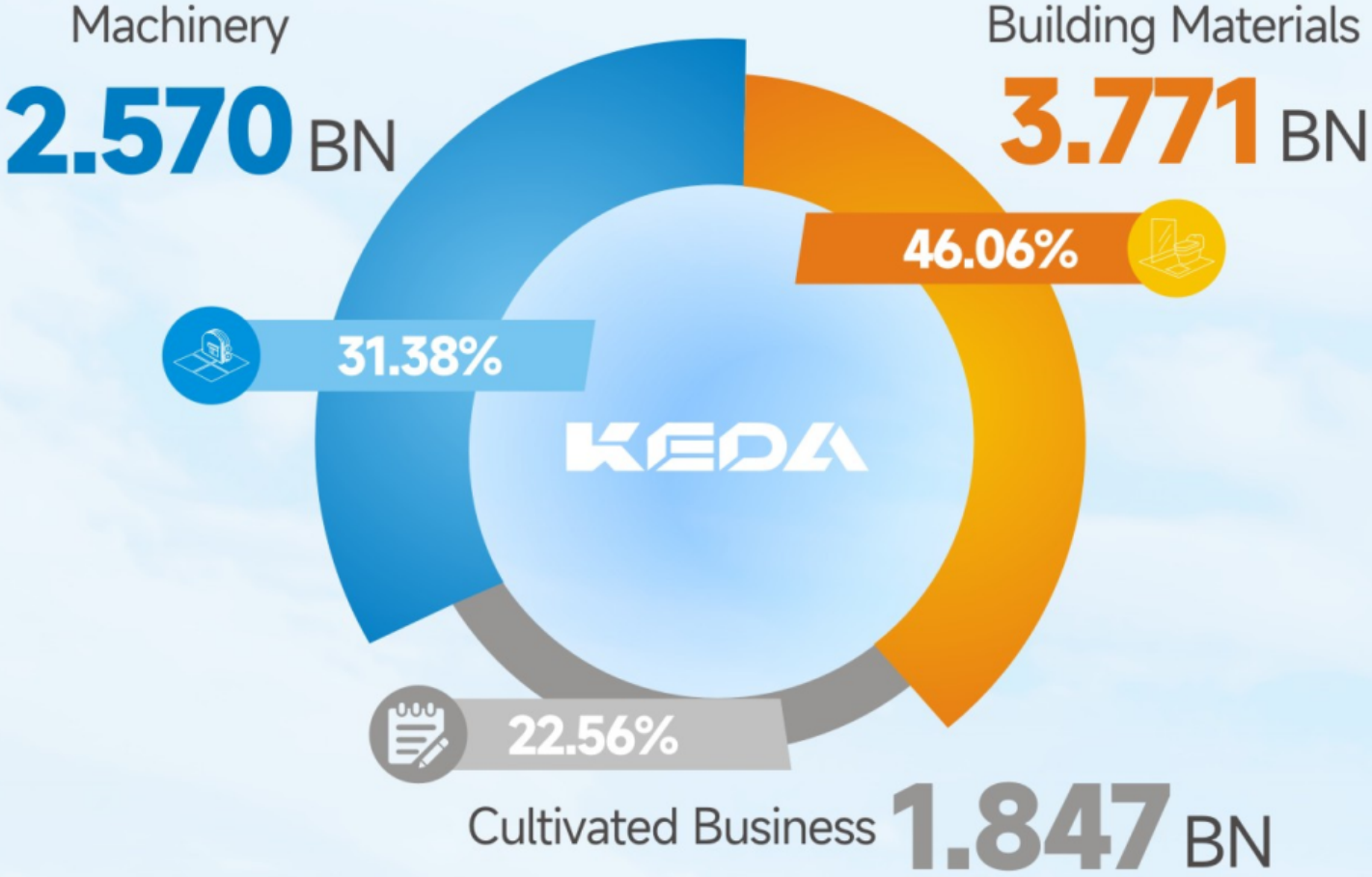

By Region

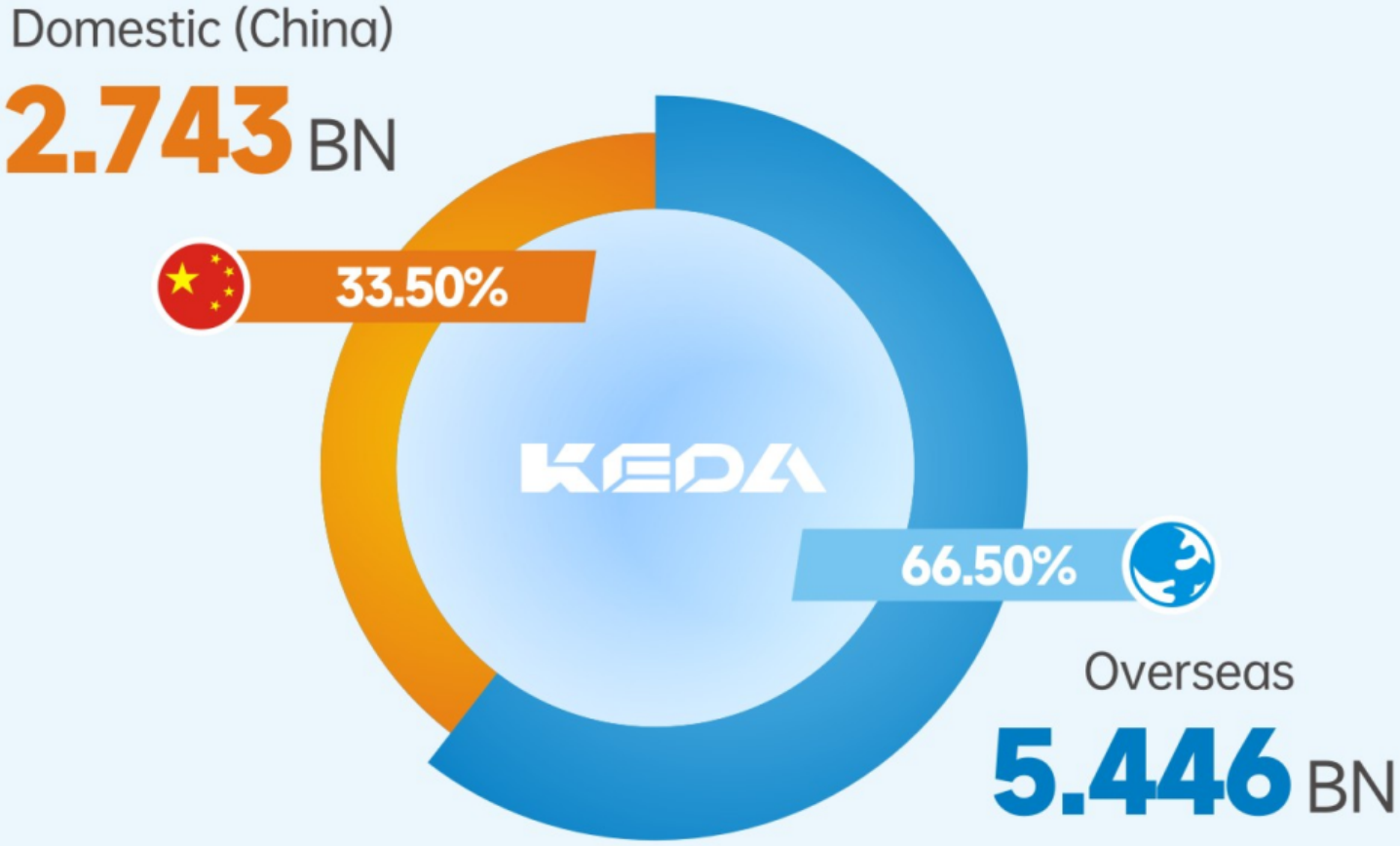

Overseas Business

Share of Overseas Business Revenue

66.50%

+3.95

Percentage Points YoY

Gross Margin

33.96%

+4.63

Percentage Points YoY

Focusing on Core Businesses to Sharpen Advantages, Expanding Globally to Drive Future Growth

Building Materials Machinery

Operating Revenue **2.570** BN

Gross Margin

26.23 %

+1.29

Percentage Points YoY

Advancing Global Ceramic Machinery Services Through Steady Expansion & Localization

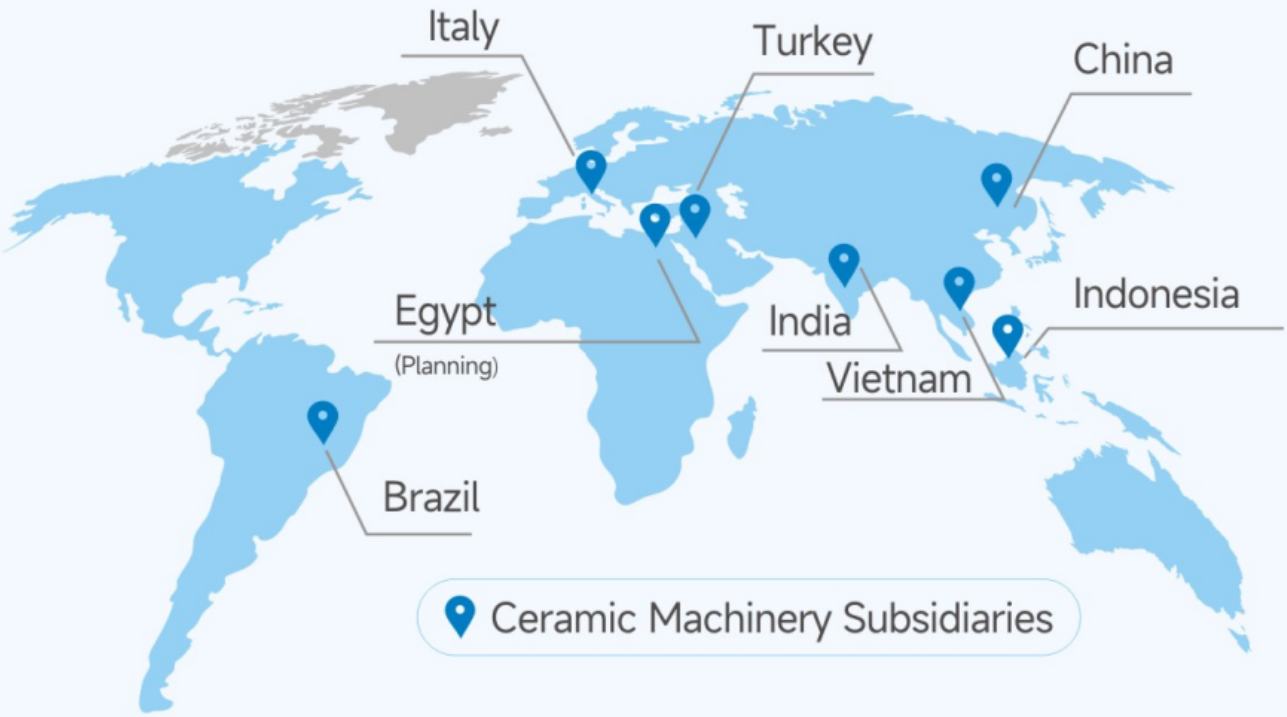
Italy
Turkey
China
Egypt
(Planning)
India
Indonesia
Vietnam
Brazil
Ceramic Machinery Subsidiaries

- New subsidiaries established in Brazil and Vietnam, Egypt subsidiary in preparation
- 6 new spare parts warehouses established in Egypt, Bangladesh, etc., with 100+ global service outlets
- Products sold in 80+ countries and regions, with steady

development maintained in Southeast Asia, South Asia and other regions

Broadening Business Boundaries Through Servitization and Standardization, Continued Growth in Overseas Ink Business

The spare parts & consumables workshop of KEDA's BOZUYUK Factory in Turkey began operation
The KAMI Turkey Ink Workshop aims to launch within the year

HLT aluminum extrusion press broke into Taiwan's high-end manufacturing market, passing Leapwell 's stringent standards

Developing New Productive Forces Through Innovation and Smart Manufacturing

Building a new R&D platform: KEDA Hard Material Grinding & Polishing Research Center officially established


科达硬质材料研磨实验中心

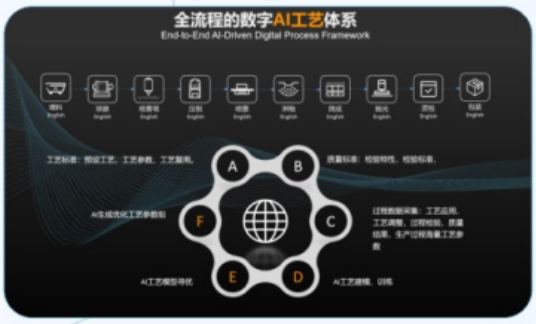
全流程的数字AI工艺体系

End-to-End AI-Driven Digital Process Framework

A
B
C
D
E
F
AI工艺建模、训练
AI工艺模型寻优

Leading the industry's digital and intelligent innovation, the upgraded ceramic digital manufacturing management platform“Zhentao MOM2025” integrated cutting-edge technologies like process AI

Building Materials

Price Hikes, Capacity Expansion, Cost Reduction and Efficiency Improvement Drove Synchronous Growth of Business Scale and Operational Quality

Operating Revenue

3.771 BN **+90.08** % YoY

Gross Margin

36.80 %

+5.85 Percentage Points YoY

Production Capacity Layout

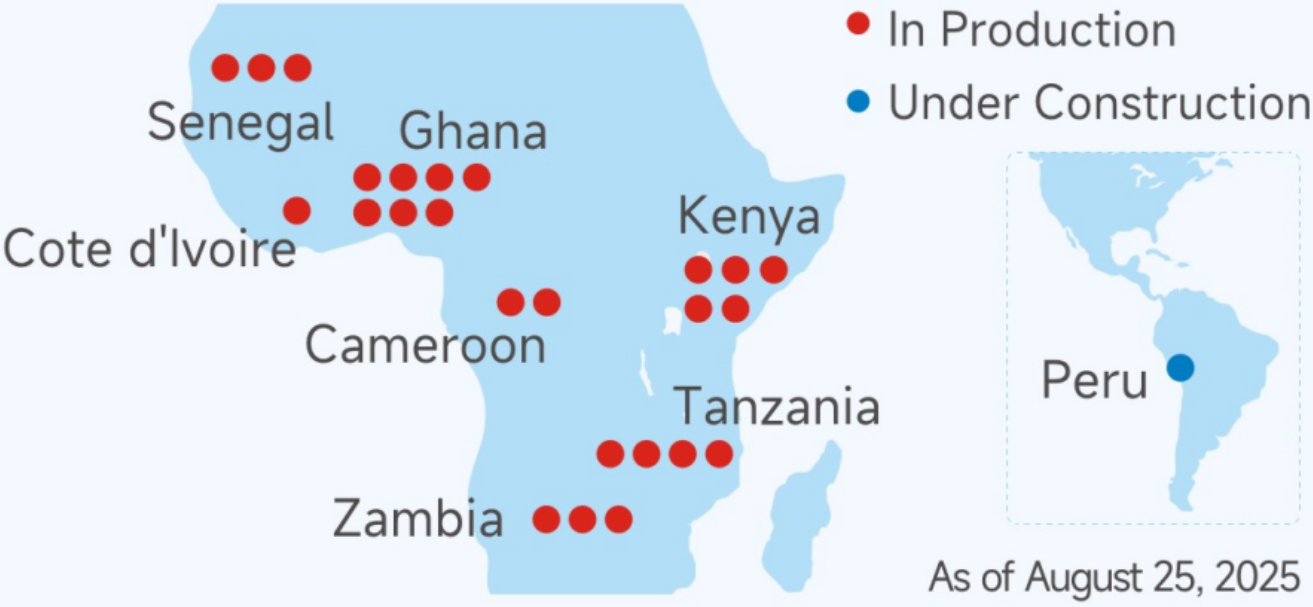
● In Production
● Under Construction
Senegal
Ghana
Cote d'Ivoire
Kenya
Cameroon
Tanzania
Zambia
Peru

As of August 25, 2025

Building Ceramics

- The kiln of the Twyford Cote D'ivoire Ceramic Project was fired up in June
- The kiln of Twyford Kenya (Isinya Branch) Ceramic Plant was fired up in June
- Continuously promoting capacity expansion of ceramic projects, automation-driven technological upgrades, and digital upgrades of production management systems

21 production lines in production

2025 H1 output: approx. **98** M m²

Glass

- Twyford Peru Glass Project expected to begin production in 2026

2 production lines in production

2025 H1 output: over **170** K tons

Sanitary Ware

- The in-house mold workshop for the sanitary ware project began operation
- The production process and cost are optimized

2 production lines in production

2025 H1 output: over **1.4** M units

Stand out Through Strength

Twyford International Garnered Praise at Global Exhibitions

2025 Coverings (USA)

34th China International Glass
Industrial Technical Exhibition

Lanke Lithium Industry

Enhancing Resilience via Technology-Driven Cost & Efficiency Optimization

Operating Revenue

1.242 BN

Net Profit

0.385 BN

The Contribution of Lanke Lithium Industry to the Company's Net Profit Attributable to the Listed Company

0.168 BN

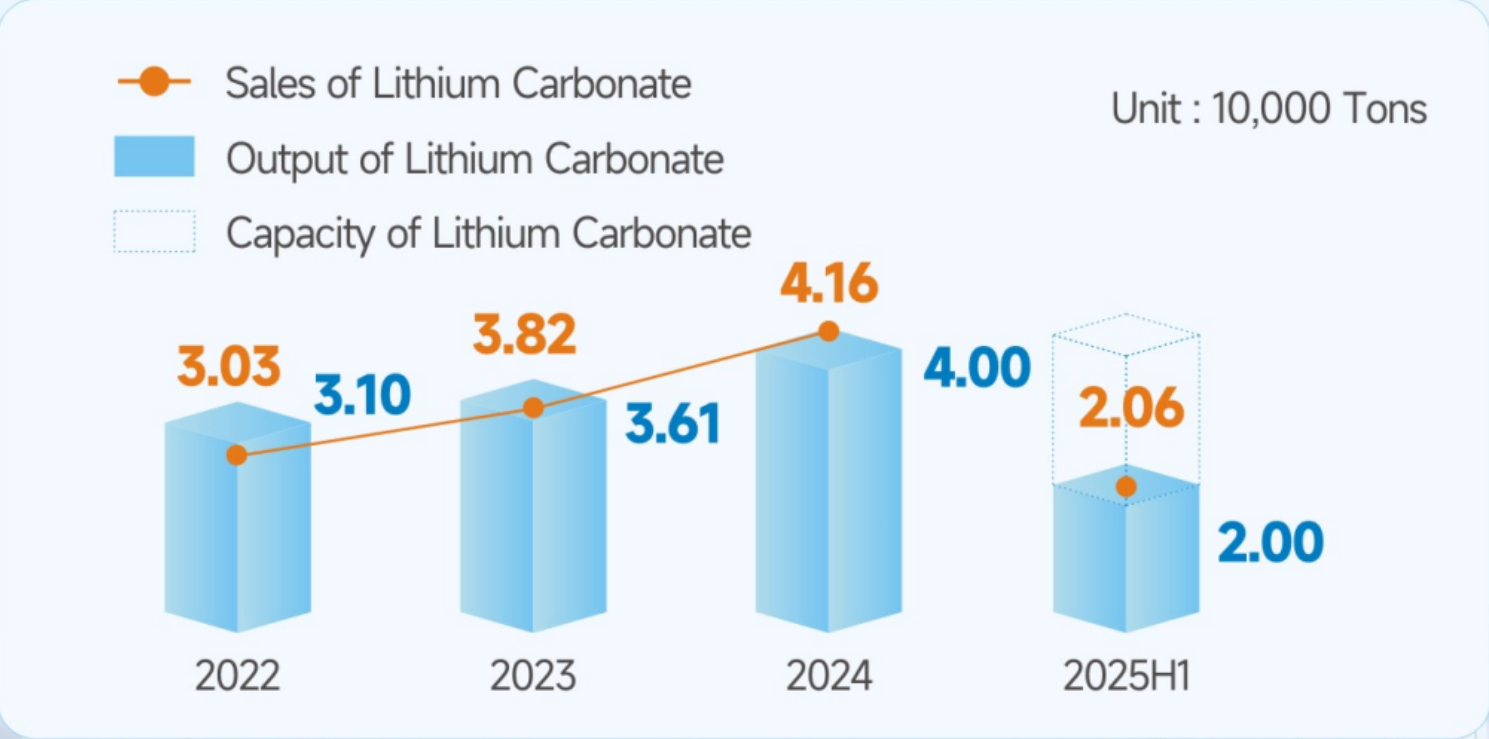

KEDA
科达制造
KEDA INDUSTRIAL GROUP

Setting Benchmarks with Strength, Winning Reputation with Craftsmanship

中国建筑卫生陶瓷协会
CHINA BUILDING CERAMIC & SANITARYWARE ASSOCIATION
科达制造股份有限公司
中国建筑陶瓷、卫生洁具行业
龙头企业奖
二〇二五年四月十日
佛山市知识产权创新
品牌企业
2025年第21届陶瓷卫浴新锐榜
The 21th Ceramics and Sanitaryware Pioneers List
荣誉证书
年度产品金奖
Product of the Year (Gold)
德力泰"发泡陶瓷隧道窑成套装备"荣获第21届陶瓷卫浴新锐榜"年度产品金奖"，特颁此证。
新锐榜
CSPL 2025
技术工艺领先产品
科达制造
年度产品金奖
HLT恒力泰科技
质生产力示范工厂
力泰陶机

The Second and Third Prizes of China Building Materials Science and Technology in 2024

First and Second Prizes, Guangdong
Mechanical Industry Science and Technology Awards

China Patent Excellence Award

21st Ceramics & Sanitary Ware Pioneers List (CSPL)

Technology Innovation Award

Gold Award for Smart Manufacturing Equipment

Gold Award for Product of the Year

China's Ceramic and Sanitary Ware Industry

Leading Enterprise Award

9th Golden Brick Awards

Top 5 Globalized Ceramic Enterprises in China

2025 Ghana-West Africa Business Excellence Awards

Ceramics Brand of the Year

2025 "Made in Foshan" China Brand Day

Top 10 IP Innovation Brands

Top 50 Quality Craftsmanship Brands

Halfway up the Mountain
We Must Climb Faster
Midstream in the River
We Must Paddle Harder

In the Second Half of 2025,
KEDA Industrial Group will Press Forward

With Extraordinary Resolve and Long-term Commitment to Finish Strong!